

Collect

Optimized for the cloud, Collect provides the tools you need to get your most critical data into reviewers' hands quickly and defensibly. With Collect, you can pull directly from the most popular enterprise technologies without ever leaving the cloud—so your data remains as secure as possible.

Collect cloud data directly into RelativityOne with a seamless and secure solution.

Safe & Secure

With Collect, you never need to leave the safety and security of the cloud. That means no risky data transfers. No security vulnerabilities. Just smooth, defensible collections protected by Microsoft and RelativityOne.

Always Defensible

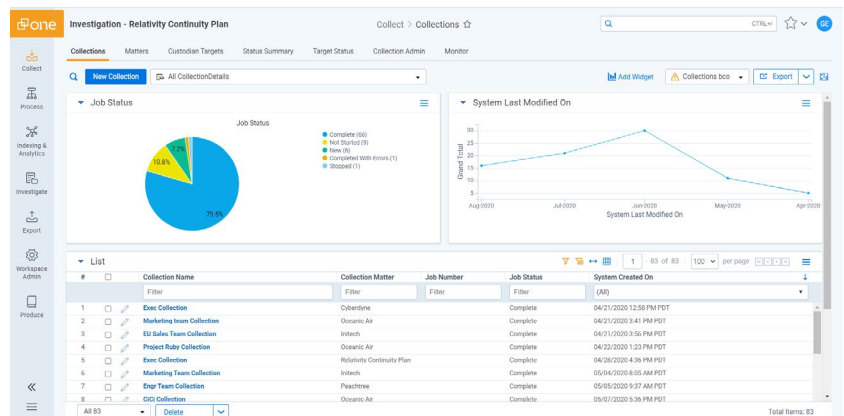
Detailed reporting, including a complete audit trail, ensures your data collections are defensible—every time. Get metadata and digital fingerprints of each collected file to prove everything you collected is sound.

Repeatable

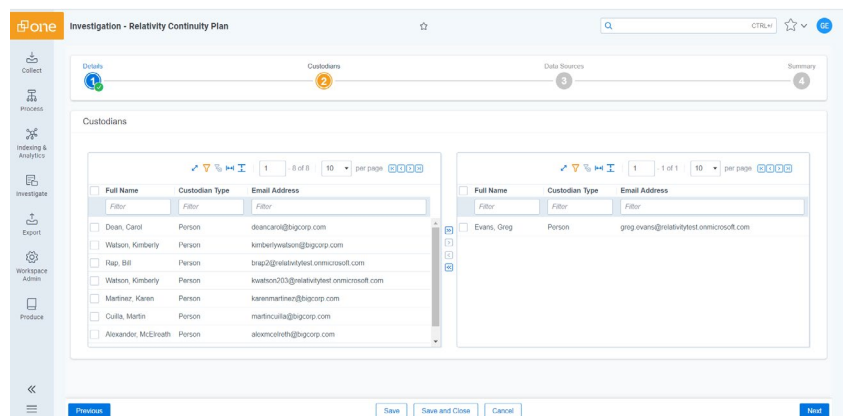
As your case progresses, going back for more data is easy. Collect's wizard-driven interface does all the heavy lifting.

Collect Data Preserved in Microsoft O365

Easily preserve Exchange mailboxes, SharePoint, and OneDrive files. When you're ready, Collect will automatically pull all preserved custodian data without ever leaving the cloud.



Collect your Microsoft O365 data directly into RelativityOne. This view shows all of the Collect jobs that have been run within the workspace.



Easily set up new Collect jobs. Use the intuitive wizard to select the custodians you want to collect from.

Move from collection to processing to review in one cloud platform.

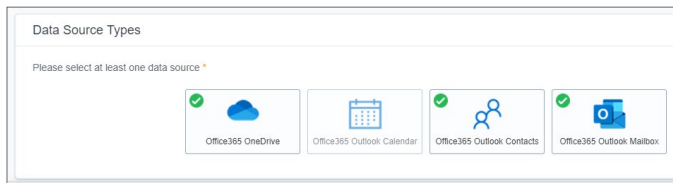
- ✓ Track, monitor, and report on all your collections from one dashboard.
- ✓ Collect from custodians remotely and globally without their knowledge or assistance.
- ✓ Use robust filter criteria and only collect what you need.
- ✓ Perform defensibly sound collections with detailed reporting and a complete audit trail.
- ✓ Monitor collections in real time for insight into project status.
- ✓ Easily process your collection directly to your review workspace.

Setting up remote data collections doesn't get any easier.

Anyone can run the process from anywhere—no specialized training required.

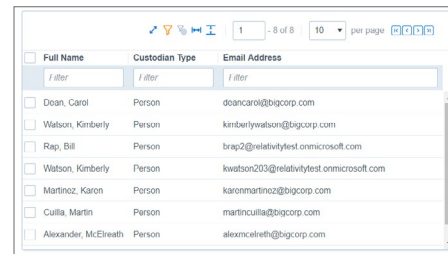
1. Pick Your Data Source

Choose where to collect from, like Microsoft Outlook or OneDrive.



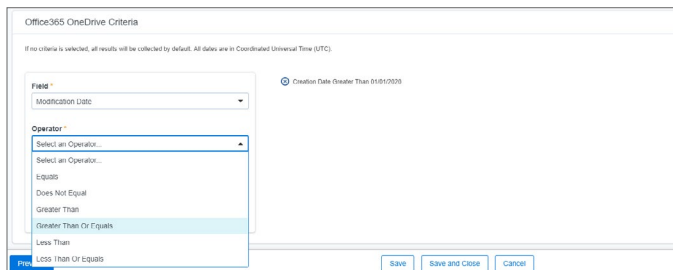
2. Add Custodians

Search for and add specific people, or collect from everyone.



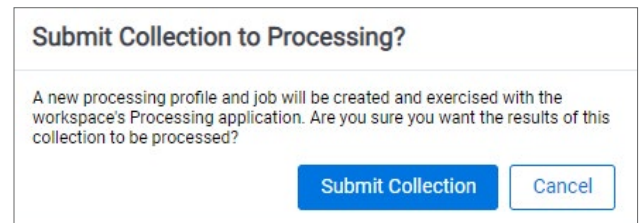
3. Target Your Collections

Select criteria from any fields in RelativityOne.



4. Kick off Review

Process with the click of a button and get data into your reviewers' hands fast.



More data sources coming soon.

Microsoft Office 365 is only the beginning, we also support direct collections for Slack, Google Workspace, and X1.



231 South LaSalle Street | 8th Floor | Chicago, Illinois 60604
+1 (312) 263-1177 | relativity.com

© Relativity. All rights reserved.

Want to learn more about Collect?
We'll happily answer your questions
and give you a demo.

GET IN TOUCH